

Masterpact ACB, Type H1 & H2, NW 800 to 6300A
 Rated voltage : 690/1150V, 50/60Hz
 Complying with IEC 947-2, Ics=100% Icu
 Basic Masterpact NW includes:

- Basic frame
- Horizontal rear connection (top & bottom)
- Micrologic 2.0A
- 4 indication contact OF
- 1 fault indication contact SDE

Masterpact NW loại H1, H2, từ 800A đến 6300A
 Điện áp định mức 690/1150V, 50/60Hz
 Tuân theo tiêu chuẩn IEC 947-2, Ics=100% Icu
 Masterpact NW cơ bản bao gồm:

- Khung CB
- Bộ đấu nối nằm ngang (trên & dưới)
- Micrologic 2.0A
- 4 tiếp điểm báo trạng thái
- 1 tiếp điểm báo sự cố

Unit price (incl.VAT) in VND

Air Circuit Breaker Masterpact NW FIXED & DRAWOUT, Type H1

Air Circuit Breaker Masterpact FIXED NW 800/6300 Type H1, Icu = 65kA & 100kA/440VAC

Icu	Rating (A)	Reference	3P	Unit Price	Reference	4P	Unit Price
65 kA	800	NW08H13F2		98,015,500	NW08H14F2		120,144,200
	1000	NW10H13F2		102,674,000	NW10H14F2		126,465,900
	1250	NW12H13F2		116,096,200	NW12H14F2		144,336,500
	1600	NW16H13F2		126,467,000	NW16H14F2		166,049,400
	2000	NW20H13F2		141,274,100	NW20H14F2		186,467,600
100 kA	2500	NW25H13F2		194,758,300	NW25H14F2		246,891,700
	3200	NW32H13F2		231,882,200	NW32H14F2		289,609,100
	4000	NW40H13F2		352,567,600	NW40H14F2		441,619,200
	4000b	NW4BH13F2		468,763,900	NW4BH14F2		579,330,400
	5000	NW50H13F2		608,467,200	NW50H14F2		751,748,800
6300	NW63H13F2		813,450,000	NW63H14F2		992,080,100	

Air Circuit Breaker Masterpact DRAWOUT, NW 800/6300 Type H1, Icu = 65kA & 100kA/440VAC

Icu	Rating (A)	Reference	3P	Unit Price	Reference	4P	Unit Price
65 kA	800	NW08H13D2		135,317,600	NW08H14D2		162,504,100
	1000	NW10H13D2		142,905,400	NW10H14D2		166,936,000
	1250	NW12H13D2		160,823,300	NW12H14D2		185,144,300
	1600	NW16H13D2		183,110,400	NW16H14D2		216,711,000
	2000	NW20H13D2		202,406,600	NW20H14D2		246,611,200
100 kA	2500	NW25H13D2		253,620,400	NW25H14D2		310,508,000
	3200	NW32H13D2		326,612,000	NW32H14D2		387,242,900
	4000	NW40H13D2		459,569,000	NW40H14D2		569,094,900
	4000b	NW4BH13D2		625,643,700	NW4BH14D2		817,532,100
	5000	NW50H13D2		781,229,900	NW50H14D2		1,017,150,200
6300	NW63H13D2		1,010,231,200	NW63H14D2		1,352,777,800	

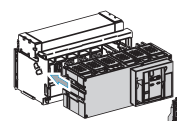
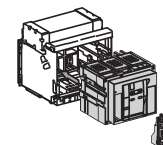
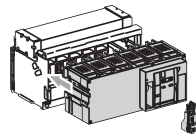
Air Circuit Breaker Masterpact NW FIXED & DRAWOUT, Type H2

Air Circuit Breaker Masterpact FIXED, NW 800/6300 Type H2, Icu = 100kA & 150kA/440VAC

Icu	Rating (A)	Reference	3P	Unit Price	Reference	4P	Unit Price
100 kA	800	NW08H23F2		115,695,800	NW08H24F2		141,641,500
	1000	NW10H23F2		122,271,600	NW10H24F2		153,024,300
	1250	NW12H23F2		139,113,700	NW12H24F2		169,930,200
	1600	NW16H23F2		160,366,800	NW16H24F2		195,996,900
	2000	NW20H23F2		181,718,900	NW20H24F2		237,758,400
	2500	NW25H23F2		234,411,100	NW25H24F2		304,785,800
	3200	NW32H23F2		282,892,500	NW32H24F2		353,334,300
150 kA	4000	NW40H23F2		421,968,800	NW40H24F2		545,074,200
	4000b	NW4BH23F2		543,143,700	NW4BH24F2		729,602,500
	5000	NW50H23F2		701,275,300	NW50H24F2		941,767,200
6300	NW63H23F2		931,811,100	NW63H24F2		1,240,103,700	

Air Circuit Breaker Masterpact DRAWOUT, NW 800/6300 Type H2, Icu = 100kA & 150kA/440VAC

Icu	Rating (A)	Reference	3P	Unit Price	Reference	4P	Unit Price
100 kA	800	NW08H23D2		174,047,500	NW08H24D2		208,931,800
	1000	NW10H23D2		184,065,200	NW10H24D2		218,398,400
	1250	NW12H23D2		199,735,800	NW12H24D2		244,315,500
	1600	NW16H23D2		228,437,000	NW16H24D2		276,870,000
	2000	NW20H23D2		272,030,000	NW20H24D2		319,613,800
	2500	NW25H23D2		327,750,500	NW25H24D2		399,653,100
	3200	NW32H23D2		421,724,600	NW32H24D2		506,695,200
150 kA	4000	NW40H23D2		572,397,100	NW40H24D2		693,746,900
	4000b	NW4BH23D2		771,153,900	NW4BH24D2		944,079,400
	5000	NW50H23D2		963,210,600	NW50H24D2		1,167,408,000
	6300	NW63H23D2		1,256,478,300	NW63H24D2		1,494,218,000



Auxiliaries for remote operation & chassis accessories

Phụ kiện để điều khiển từ xa và phụ kiện chassis

Unit price (incl.VAT) in VND

Auxiliaries for remote operation & chassis accessories.**Electrical auxiliaries for NW08/NW63**

Description	Voltage	FIXED		DRAWOUT	
		Reference	Unit Price	Reference	Unit Price
ON/OFF indication contact (OF)		48198	2,676,300	48468	2,676,300
Motor mechanism (MCH)	220 VAC	48212	24,388,100	48527	24,388,100
	380/480 VAC	48214	24,388,100	48529	24,388,100
	24 VDC	48206	24,388,100	48521	24,388,100
Closing release (XF)	220 VAC/DC	47353	8,949,600	48484	8,949,600
	380/480 VAC/DC	47355	8,949,600	48486	8,949,600
	24 VAC/DC	47350	8,949,600	48481	8,949,600
Opening release (MX)	220 VAC/DC	47363	8,949,600	48494	8,949,600
	380/480 VAC/DC	47365	8,949,600	48496	8,949,600
	24 VAC/DC	47360	8,949,600	48491	8,949,600
Ready to close contact (PF)	5A - 240V	47342	2,426,600	48469	2,426,600
Electrical closing button (BPFE)		48534	2,072,400	48534	2,072,400
Remote reset after fault trip (Res)	220/240 VAC	48203	4,379,100	48473	4,379,100
Shunt trip (2nd MX)	220 VAC/DC	47373	8,949,600	48514	8,949,600
	380/480 VAC/DC	47375	8,949,600	48516	8,949,600
	24 VAC/DC	47370	8,949,600	48511	8,949,600
Undervoltage Trip (MN)	220/250 VAC/DC	47383	8,949,600	48504	8,949,600
	380/480 VAC/DC	47385	8,949,600	48506	8,949,600
	24 VAC/DC	47380	8,949,600	48501	8,949,600
	Time delay 220/240 VAC	33682	7,954,100	33682	7,954,100
Carriage	1 connected position contact (CE)			33751	1,064,800
switches	1 test position contact (CD)			33752	1,064,800
	1 disconnect position contact (CT)			33753	1,064,800

Chassis locking and accessories of NW08/NW63 drawout type

Description	Type	Reference	Unit Price
Door interlock	right hand side (VPECD)	48579	2,486,000
	left hand side (VPECG)	48580	2,748,900
Racking interlock (VPOC)		48582	947,100
Breaker mismatch protection (VDC)		33767	2,366,100

